



## CLASS WORKBOOK

FABA TV Ebooks and Worksheets are property of FABA TV and FABA TV instructors. We kindly ask they you do not reproduce them, share them, or distribute copies of the worksheets without written permission of FABA TV. We thank you in advance and hope you enjoy.



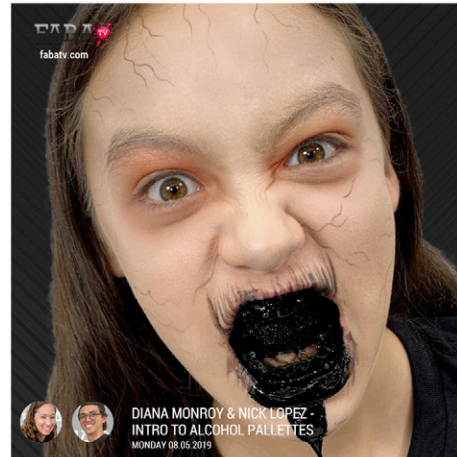
join us today @ [fabatv.com](http://fabatv.com)





*Creativity is the way I share my soul with the world*

*-Brene Brown-*



### CLASS NOTES:

### 2 THINGS I LEARNED FROM THIS CLASS:


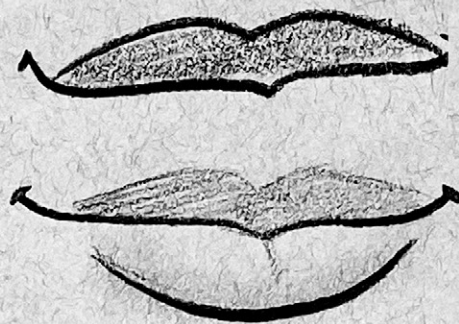
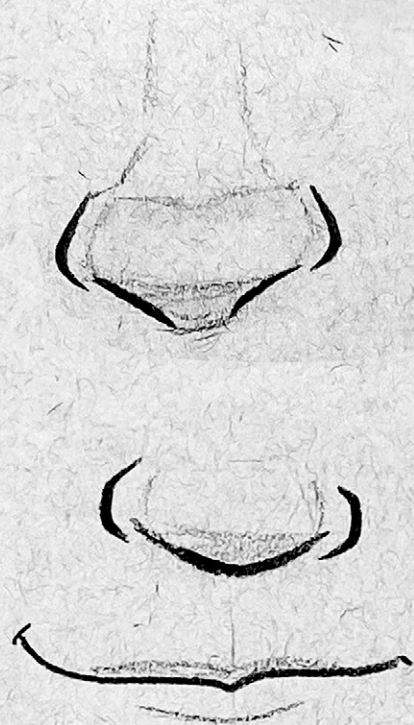

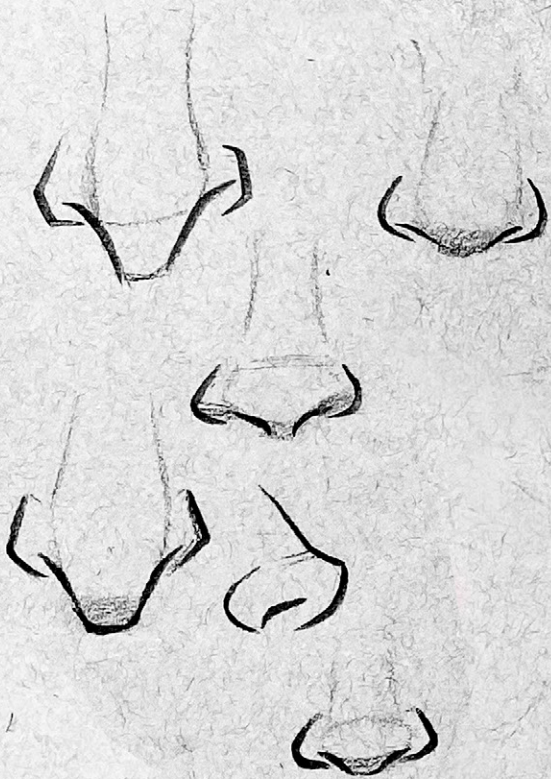
### DESIGNS I WANT TO RE WATCH:

### SOMETHING THAT INSPIRED ME:

# *Starting Your Caricatures*









UNDERSTANDING THE SHAPE AND  
SHADOW OF A NOSE IS VERY  
IMPORTANT, FOR THERE ARE MANY  
NOSES OF SHAPE AND SIZE!

# How to draw a NOSE



A SUPERMAN NOSE  
IS VERY COMMON



SHORT POINTY NOSE



LONG DROOPY NOSE



SMALL BUTTON NOSE



FLAT NOSE


① TWO DOTS TO GUIDE THE CENTER OF THE EYES



②



③




④



⑤




⑥



⑦



⑧



# How to DRAW EYES

EYE GRADIENTS  
VARY WITH  
DIFFERENT EYE  
COLORS!



BLACK  
BROWN

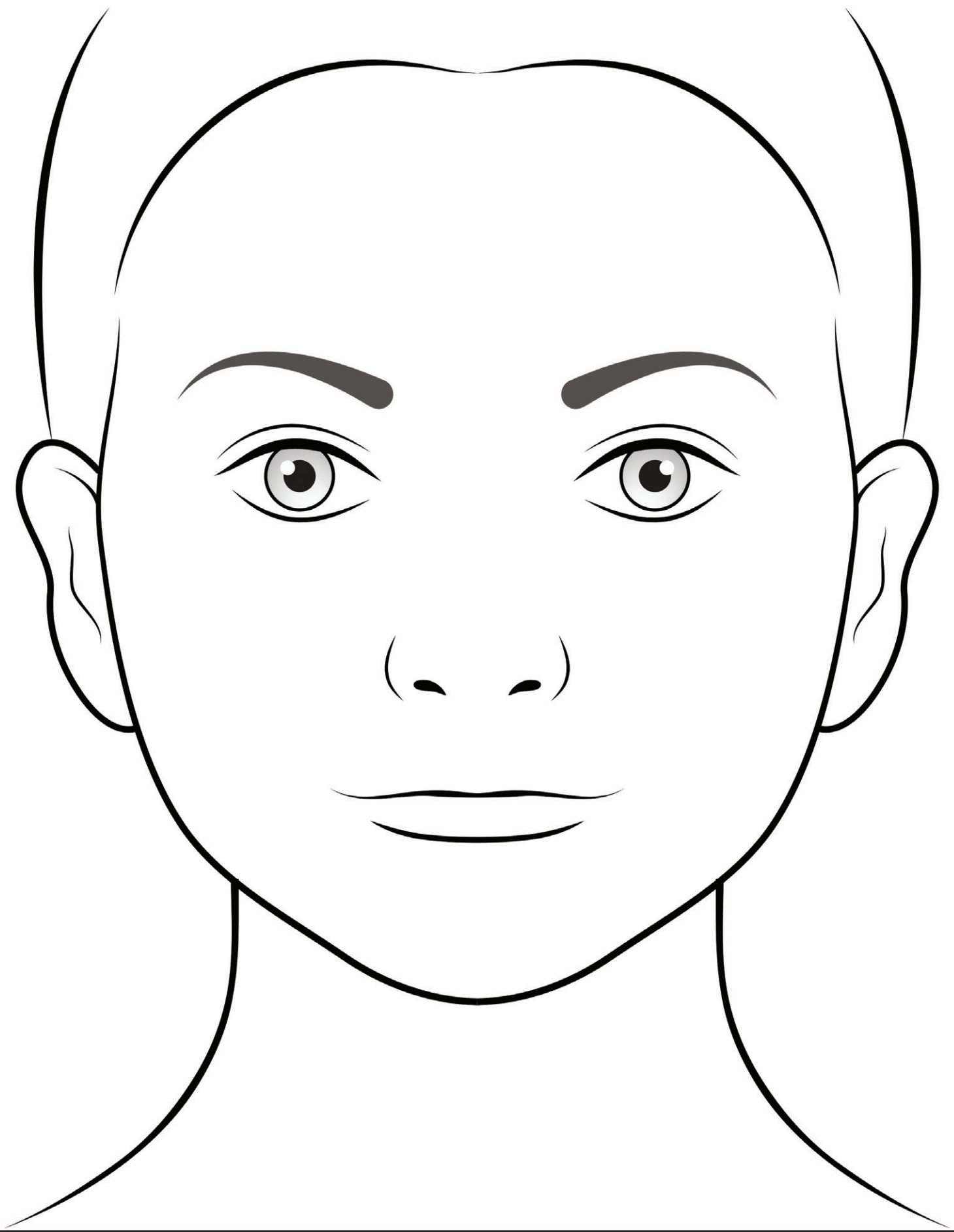


LIGHT BROWN  
HAZEL  
DARK BLUE



LIGHT BLUE  
LIGHT GREEN

# *Face Painting Practice Sheet*







# SILLYFARM.COM

EVERYTHING FACE AND BODY ART